















# Kori's Checklist of Supplies for: Lake Farm Park Quilts 2024: Boyd's Barn Swallows Small But Mighty Quilt










-  Working Sewing Machine **that you know how to operate**
-  Sewing and Bobbin Thread
-  Small Cutting Mat 18" x 24" {for cutting patchwork}
-  Rotary Cutter
-  Favorite small and large ruler
-  Sharp Scissors for cutting out Appliqué shapes
-  Small Pair of Scissors For Stitch and Flip Applique Method



Here are some examples of scissors that will work perfectly. They don't have to be exactly like mine but small enough for insiding-out our appliqué shapes! These three sets of scissors average at about 3-3/4" to 4" from handle to tip.

-  Embroidery Needle #7 or #8 {my favorite brand is Tulip Needles or Scarlet Today}
-  01 Pigma Pen {Black or Brown}
-  Thread to match your bird appliqué
-  Fabric Glue Stick {Your Favorite Brand}
-  Applique Pins
-  Light Box for Tracing **this is highly recommended**
-  8 Large Vintage or New Buttons for Flowers no smaller than 1" in diameter

**If you are not purchasing a KIT from me you will need the below for the class:**

-  23 Fat 1/16th's of assorted fabrics for patchwork (approx. 9" x 11" pieces)
-  1/3 yard solid grey mottled fabric for bird appliques
-  5/8 yard white on white dot for border
-  1/4 yard Pellon Shape Flex for on back of some of the patchwork
-  1/3 yard binding
-  1 yard backing
-  3 or 4 GREEN Embroidery Threads that match your color palette for flower button stems
-  Dark Charcoal Grey Embroidery Thread for Embroidered bird appliques
-  1 yard new or vintage cloney lace for embellishment



  
olive  
grace  
studios  
est. 2009  
OH, 44410

Kori Turner-Goodhart  
founder • designer • dreamer  
write: missolivegrace@gmail.com  
ring: 330.637.0800  
@missolivegrace  
/olivegracestudios  
www.olivegracestudios.com